








	No Fly	With Fly	Poles Number and Length
Tent A			2 x 14' for diagonals 2 x 6' for fly
Tent B			2 x 15' for diagonals 1 x 11' for vestibule 1 x 13' for loop over
Tent C			2 x 14' for diagonals 1 x 10' for door 1 x 6' 7" for fly
Tent D			2 x 14' 4" for diagonals 1 x 6' 3" for fly Poles will not stand up to strong wind.

Tarp			<p>Shown using trekking poles at both ends to support the ridge line.</p> <p>The sides here are elevated using lines running from the tarp's grommets to a handy local stick (set vertically). The line then goes from the stick to a stake in the ground or a rock. Taut-line hitches will hold tension. Need trekking poles and stakes.</p>